Billing Boats®

PROGRESS 240*

PHOTO MANUAL



DK PROGRESS

Fiskeri i Nordsøen har længe været en stor industri. Fisketrawlere, der fisker i Nordsøen, går ofte til søs i tre uger, hvoraf de bruger omkring 7-10 dage på rent faktisk at fange fisk. Disse trawlere sejlede ud fra landene langs Nordsøen, herunder England og Danmark. "Progress" er baseret på en sådan trawler.

GB PROGRESS

Fishing in the North Sea has long been a big industry. Fishing trawlers fishing in the North Sea go to sea often for three weeks, of which they spend about 7-10 days actually catching fish. These trawlers shipped out from the countries along the North Sea, including the England and Denmark. "Progress" is based on one such trawler.

D PROGRESS

Der Fischfang in der Nordsee ist seit langem ein großer Wirtschaftszweig. Fischtrawler, die in der Nordsee fischen, fahren oft drei Wochen lang auf See, wovon sie etwa sieben bis zehn Tage tatsächlich mit dem Fischfang verbringen. Diese Trawler wurden aus den Ländern entlang der Nordsee verschifft, darunter England und Dänemark. „Progress“ basiert auf einem solchen Trawler.

F PROGRESS

La pêche en mer du Nord est depuis longtemps une industrie importante. Les chalutiers pêchant en mer du Nord partent souvent en mer pendant trois semaines, dont environ 7 à 10 jours pour attraper du poisson. Ces chalutiers partaient des pays riverains de la mer du Nord, notamment de l'Angleterre et du Danemark. "Progress" est basé sur l'un de ces chalutiers.

NL PROGRESS

De visserij in de Noordzee is lange tijd een grote industrie geweest. Visserijtrawlers die in de Noordzee vissen, gaan vaak drie weken de zee op, waarvan ze ongeveer 7 tot 10 dagen daadwerkelijk vis vangen. Deze trawlers verscheepten vanuit de landen langs de Noordzee, waaronder Engeland en Denemarken. "Progress" is gebaseerd op zo'n trawler.

E PROGRESS

La pesca en el Mar del Norte ha sido durante mucho tiempo una gran industria. Los arrastreros que faenan en el Mar del Norte se hacen a la mar a menudo durante tres semanas, de las cuales dedican entre 7 y 10 días a pescar. Estos arrastreros partían de los países a lo largo del Mar del Norte, incluidos Inglaterra y Dinamarca. "El progreso" se basa en uno de esos barcos pesqueros.

I PROGRESS

La pesca nel Mare del Nord è stata per lungo tempo una grande industria. I pescherecci che pescano nel Mare del Nord vanno in mare spesso per tre settimane, di cui circa 7-10 giorni trascorrono effettivamente a catturare i pesci. Questi pescherecci partivano dai paesi lungo il Mare del Nord, comprese l'Inghilterra e la Danimarca. "Progress" è basato su uno di questi pescherecci da traino.

P PROGRESS

A pesca no Mar do Norte é há muito tempo uma grande indústria. Os arrastões de pesca que pescam no Mar do Norte vão para o mar frequentemente durante três semanas, das quais passam cerca de 7 a 10 dias a pescar. Esses arrastões partiram dos países ao longo do Mar do Norte, incluindo a Inglaterra e a Dinamarca. "Progress" é baseado em uma dessas traineiras.

PL PROGRESS

Rybołówstwo na Morzu Północnym od dawna stanowi duży przemysł. Trawlery rybackie łowiące na Morzu Północnym często wypływają w morze na trzy tygodnie, z czego około 7–10 dni spędzają na łowieniu ryb. Trawlery te wysyłano z krajów położonych wzdłuż Morza Północnego, w tym z Anglii i Danii. „Progress” bazuje na jednym takim trawlerze.

To see our color conversion chart please visit https://www.billingboats.com/faq

Til denne model er mahogni bejdse og farver med følgende numre nødvendige:
For this model is mahogany stain and colours with the following numbers should be used:
Für dieses Modell sind Mahagoni Beize und Farben mit den folgenden Nummern notwendig:
Pour ce modèle, le mordant et les couleurs avec les numéros suivants doivent être employées:
Voor dit model zijn kleuren met de volgende nummers nodig:
Para est modelo se necesitan mordiente et colores con los siguientes nùmeros:
Per questo modello occorrono inchiostro tinteggiatore "mogano" e colori con questi numeri:
Pinte o modelo com tintura cõr Mogno e as cõres sugeridas da Billing Boats:
W przypadku tego modelu należy użyć bejcę mahoniową oraz farby o numerach:

Billing 1	= White
Billing 3	= Emerald
Billing 6	= Hull Red
Billing 7	= Sea Blue
Billing 11	= Black
Billing 12	= Pale Grey
Billing 15	= Silver
Billing 16	= Gold
Billing 18	= Mediterranean Blue
Billing 20	= Satin Brown
Billing 32	= Lime

Mix ratio:
Billing 7+18: 70:30

1	Part number		Cut out		Paint with primer paint
1 11 * 1 #	Paint number (*alternative colour, #mix paints)		Use putty (fill and sand)		Use cyanoacrylate glue
36	Wood stain		Fit to other parts		Give shape (before sticking)
1	Rope number		Part made with layers		Give shape (before sticking, if necessary use water)
	Give shape (for example use sand paper)	X	Drill a hole (x mm)		Roll up

1

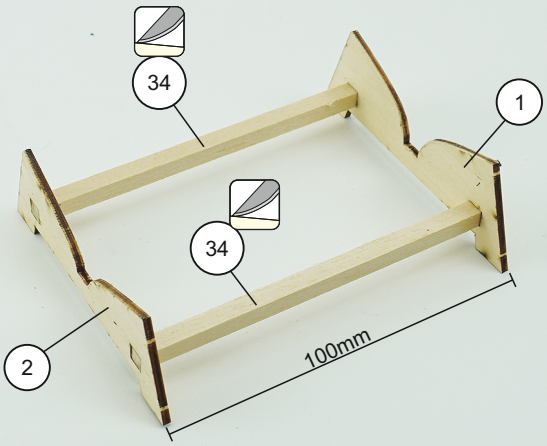

2

Prepare cut out (Template on page *14*)

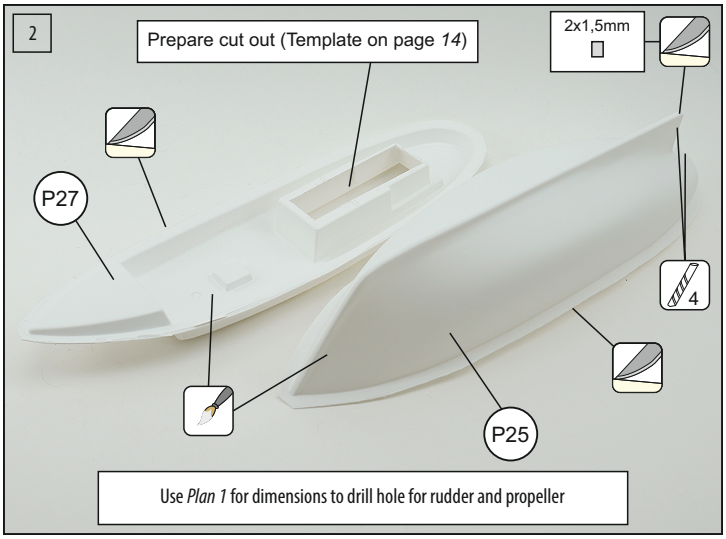

Use *Plan 1* for dimensions to drill hole for rudder and propeller

3

Template for rudder shaft on page *10*



4

Template for propeller shaft on page *10*

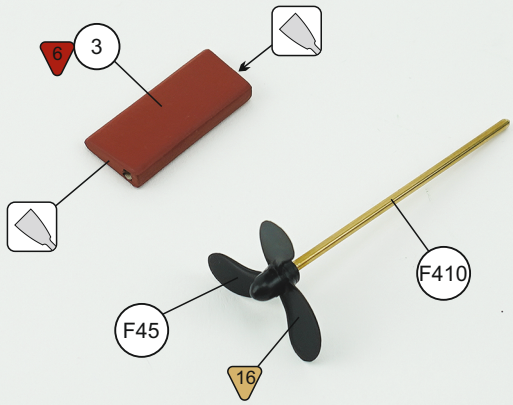

5

Template for propeller and rudder casing on page *10*

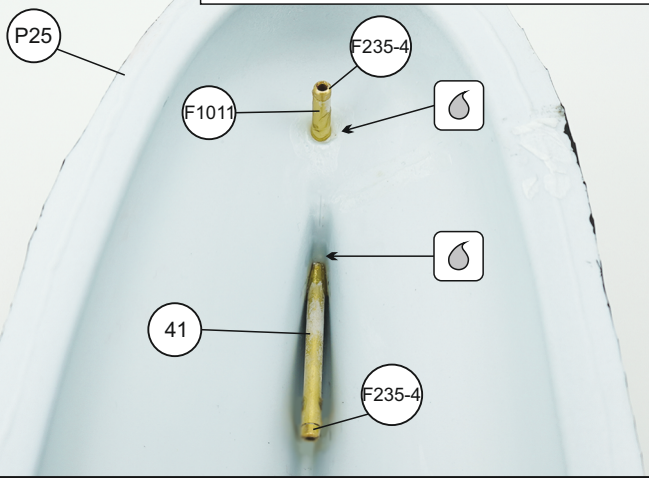

6

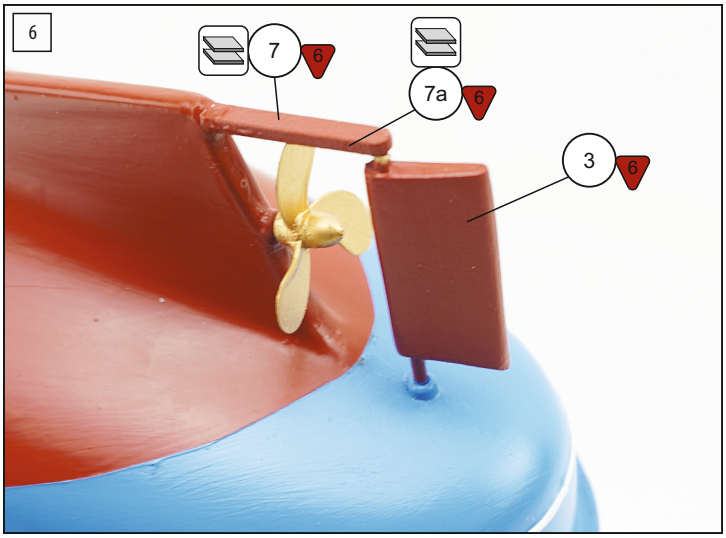

7

Use *Plan 1* for dimensions to paint the water line.

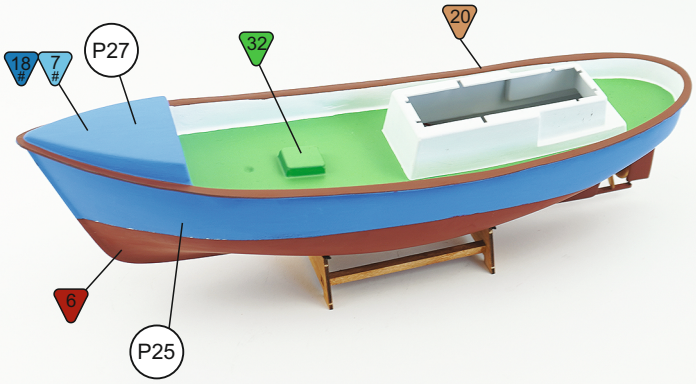

8

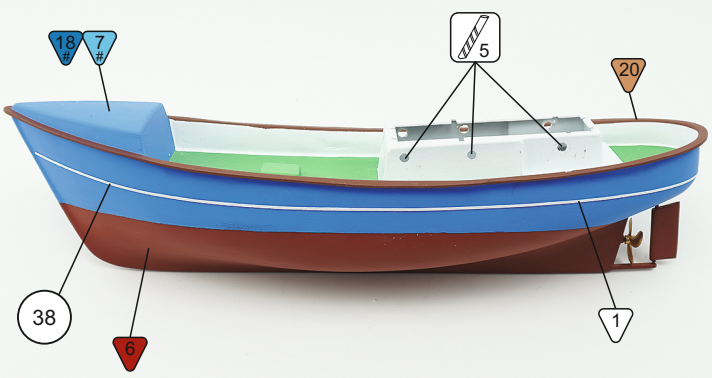

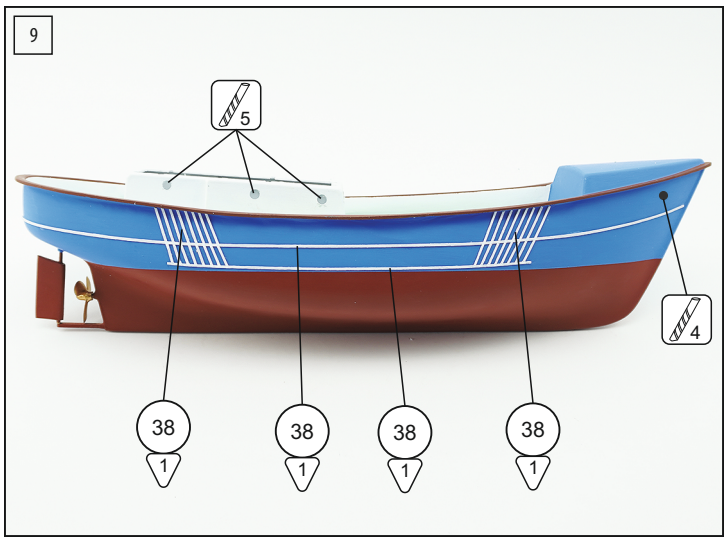
9
5
4
38
1
38
1
38
1
38
1

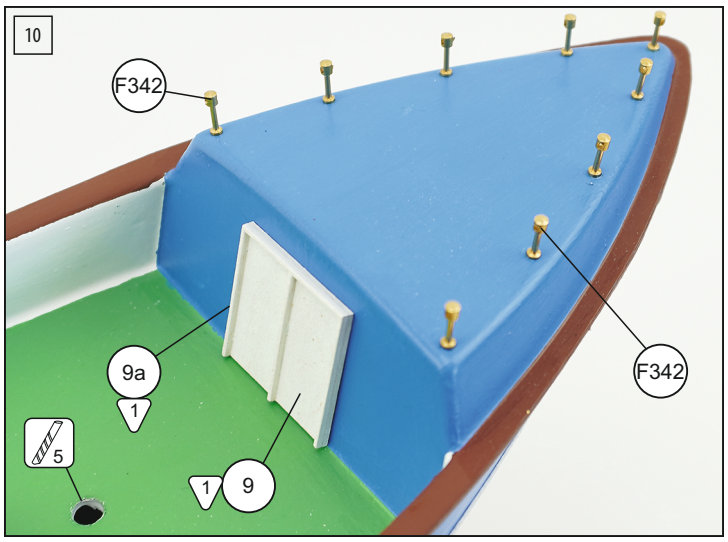
10
F342
9a
1
5
1
9
F342

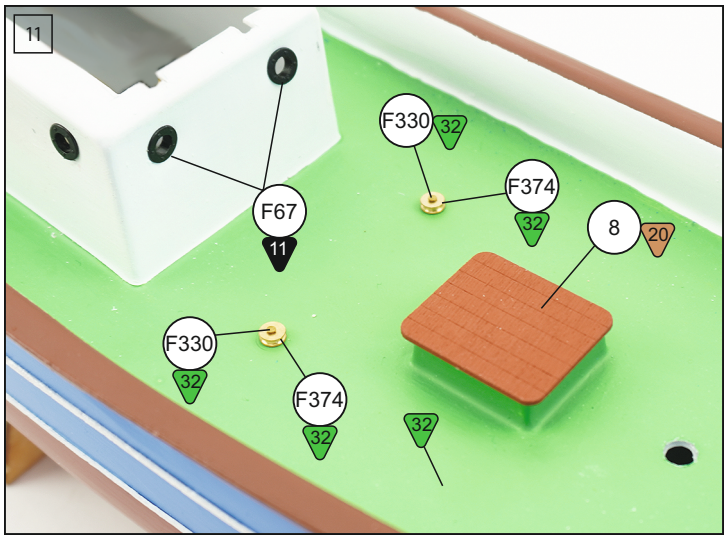
11
F330
32
F374
32
F67
11
8
20
F330
32
F374
32
32

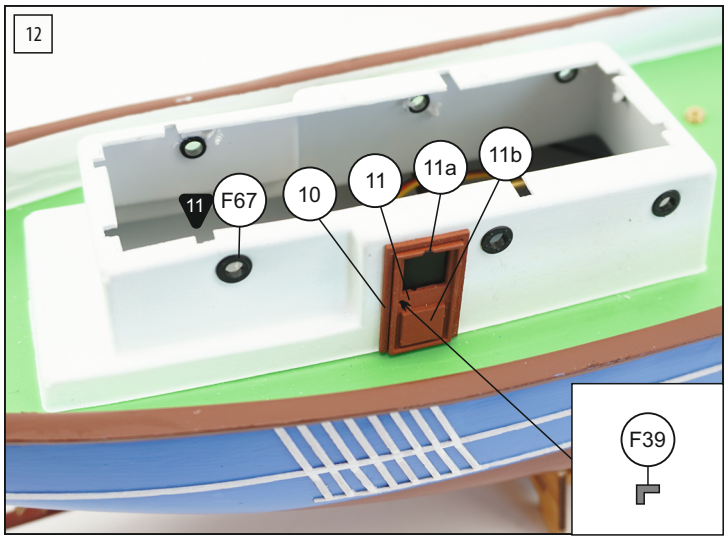
12
11
F67
10
11
11a
11b
F39

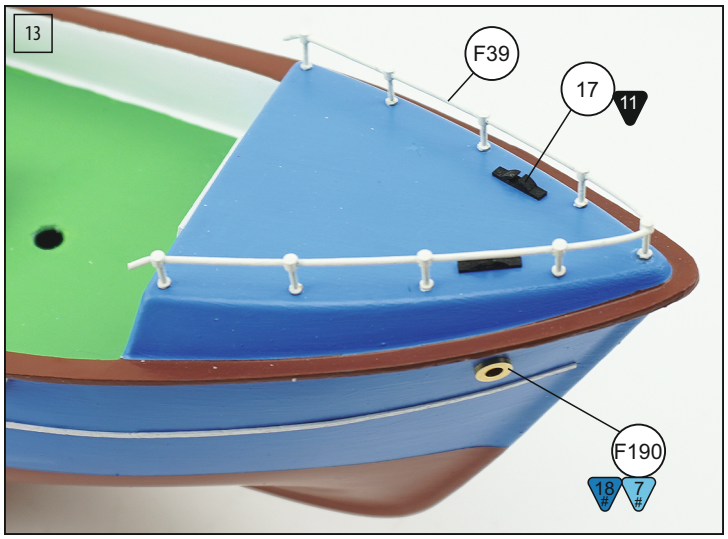
13
F39
17
11
F190
18
#
7
#

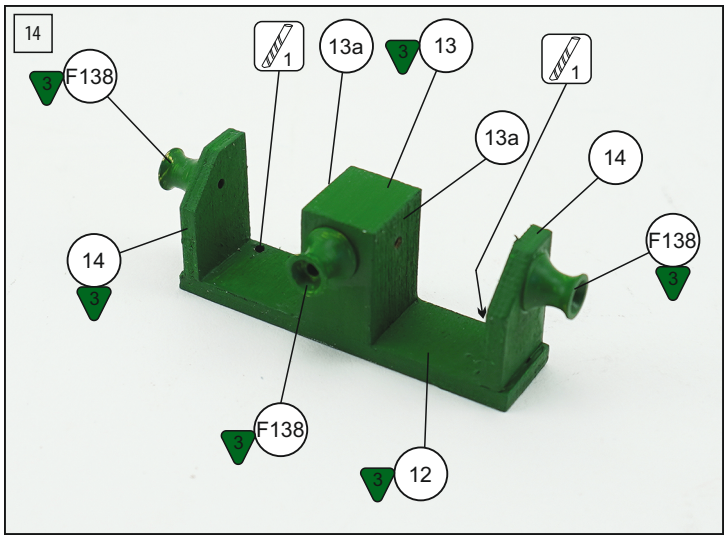
14
F138
3
1
13a
3
13
1
13a
14
14
3
F138
3
F138
3
3
12

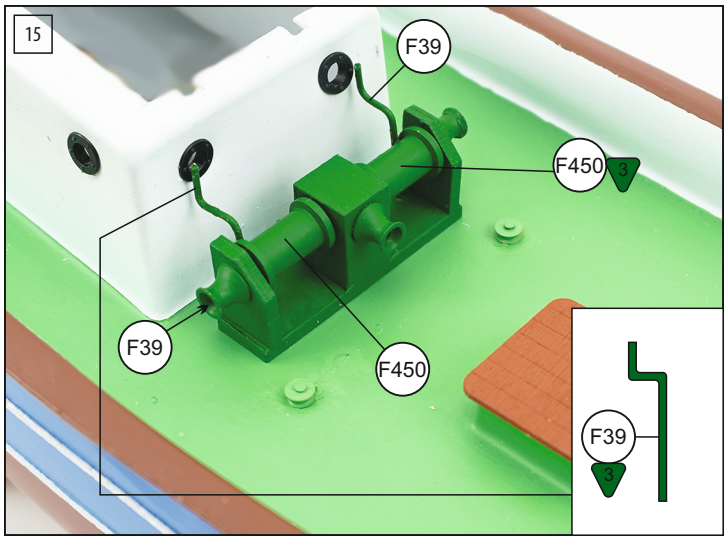
15
F39
F450
3
F39
F450
F39
3

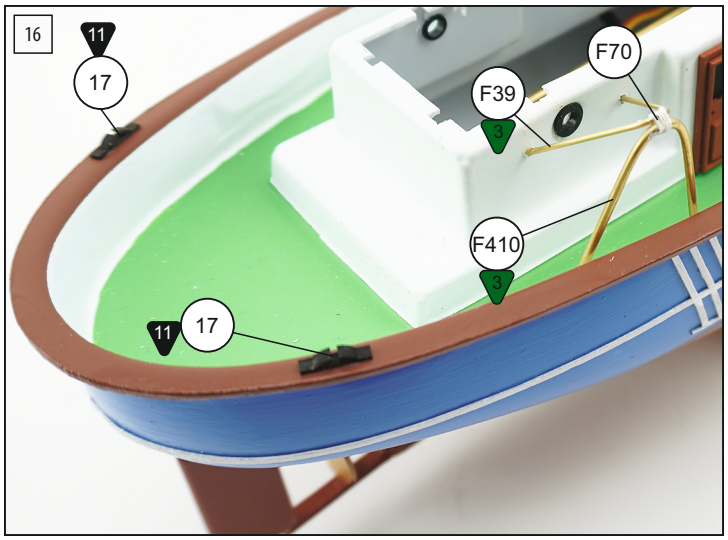
16
11
17
F70
F39
3
F410
3
11
17

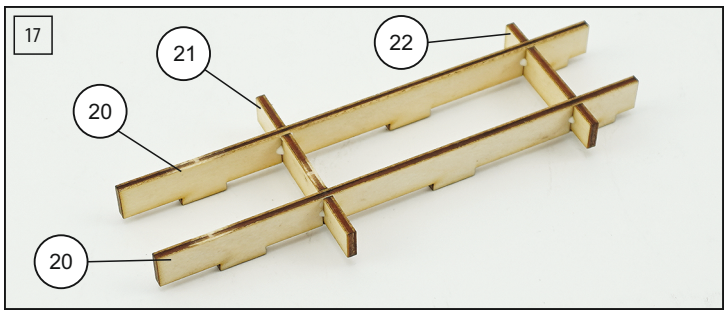
17
21
22
20
20

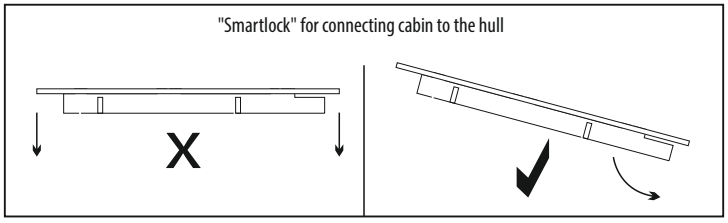
"Smartlock" for connecting cabin to the hull
X

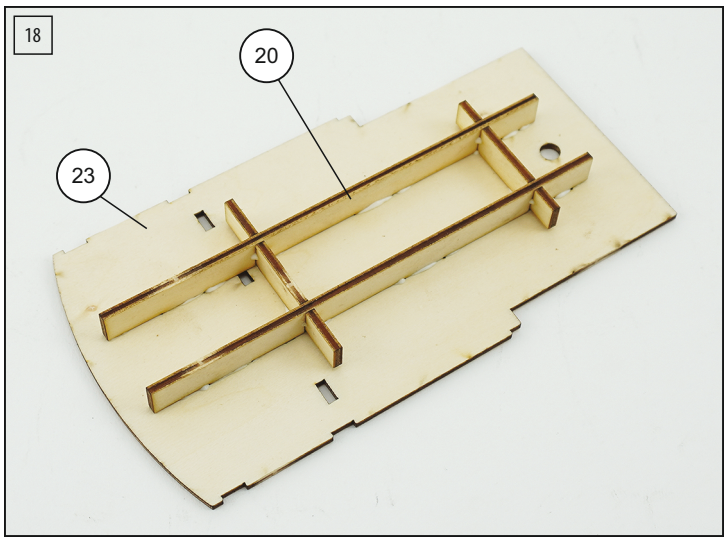
18
20
23

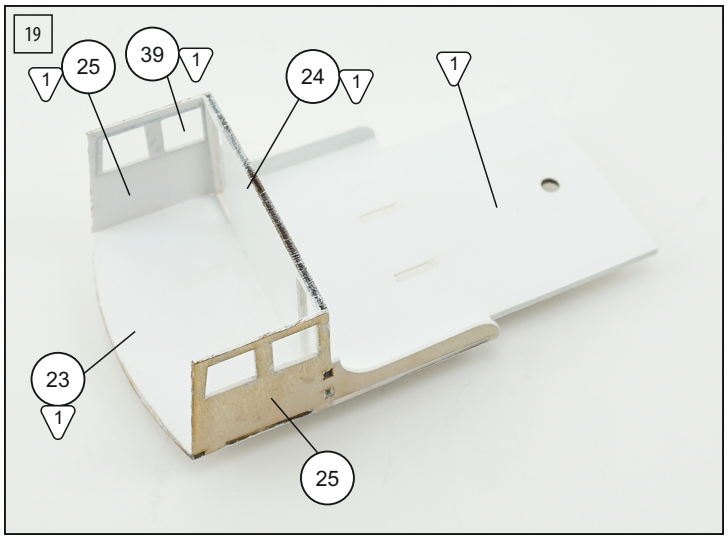
19
25
1
39
1
24
1
1
23
1
25

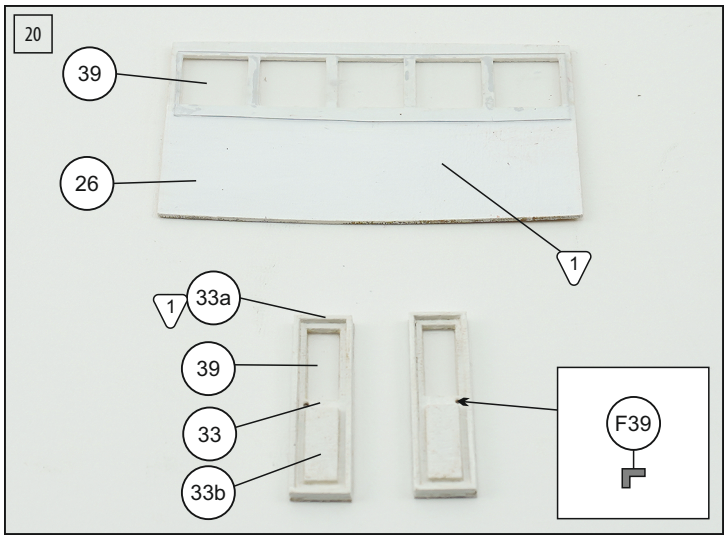
20
39
26
1
1
33a
39
33
33b
F39

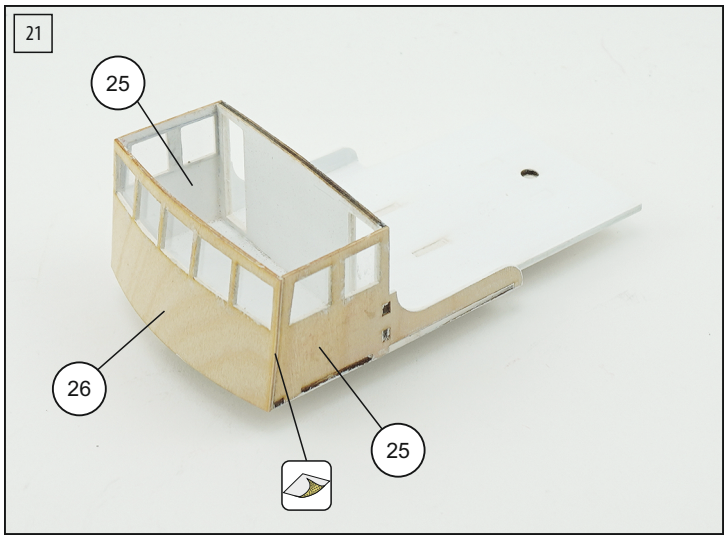
21
25
26
25

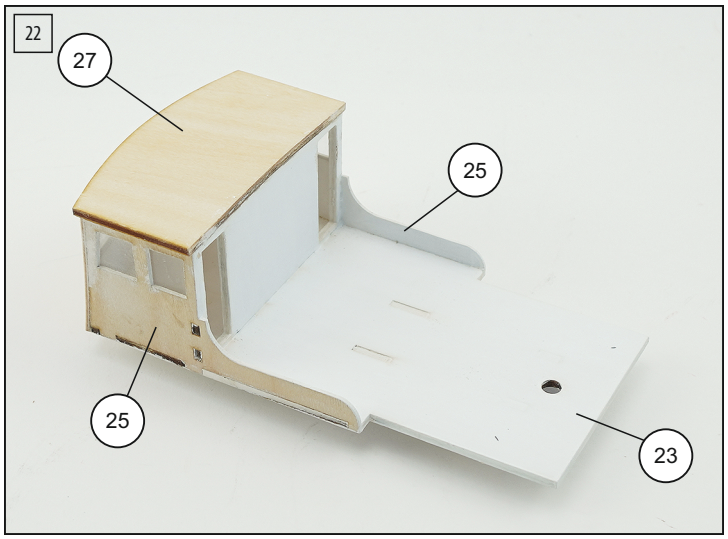
22
27
25
25
23

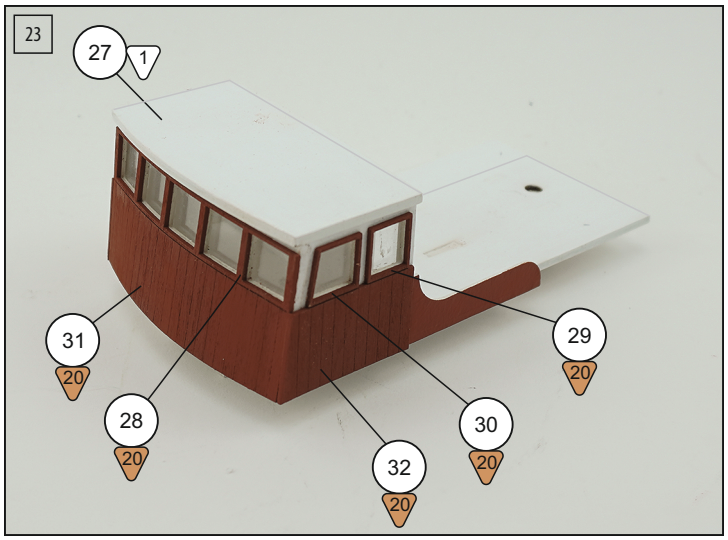
23
27
1
31
20
28
20
32
20
30
20
29
20

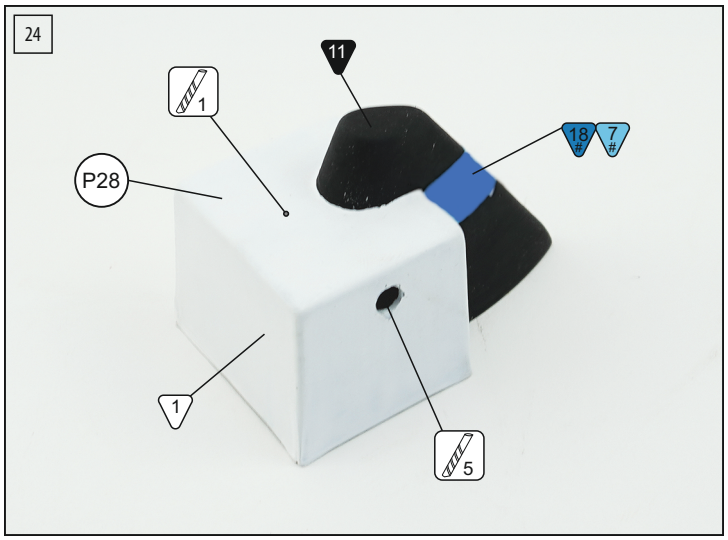
24
11
1
P28
18
#
7
#
1
5

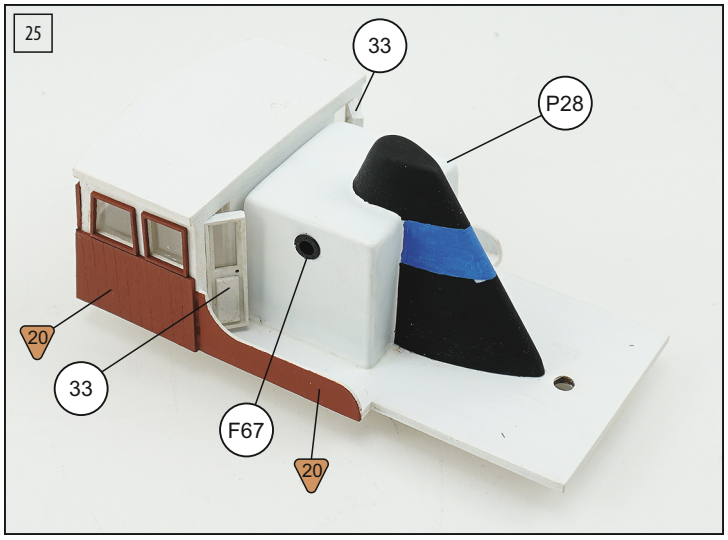
25
33
P28
20
33
F67
20

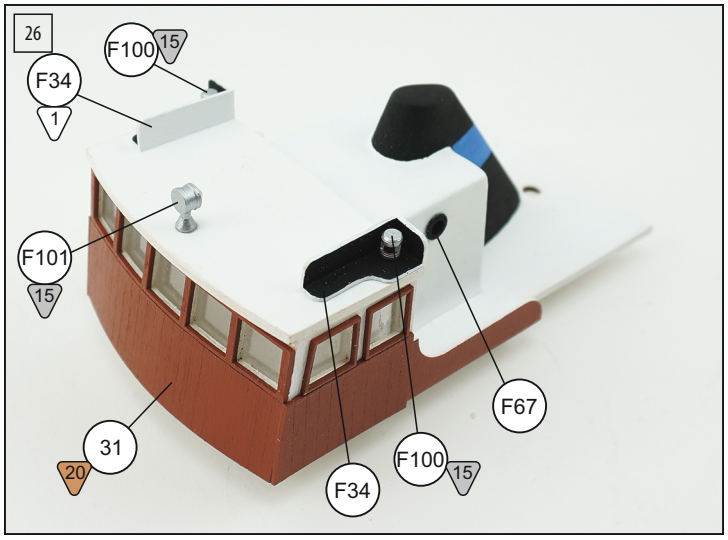
26
F100
15
F34
1
F101
15
31
20
F34
F100
15
F67

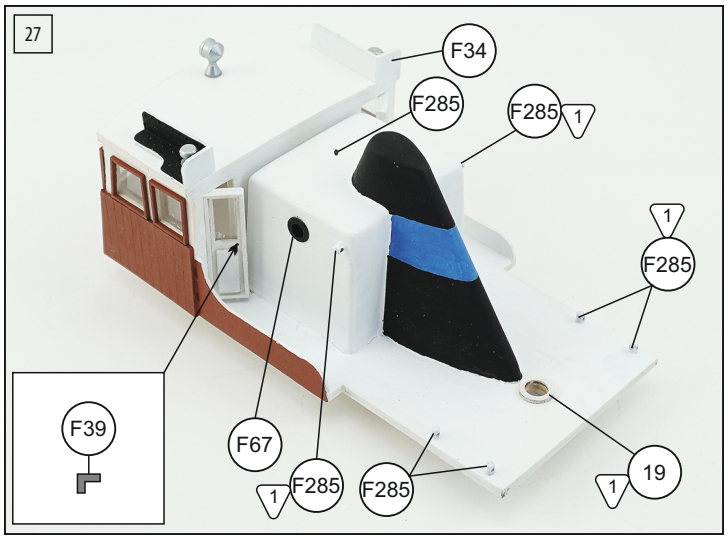
27
F34
F285
F285
1
1
F285
F39
F67
1
F285
F285
1
19

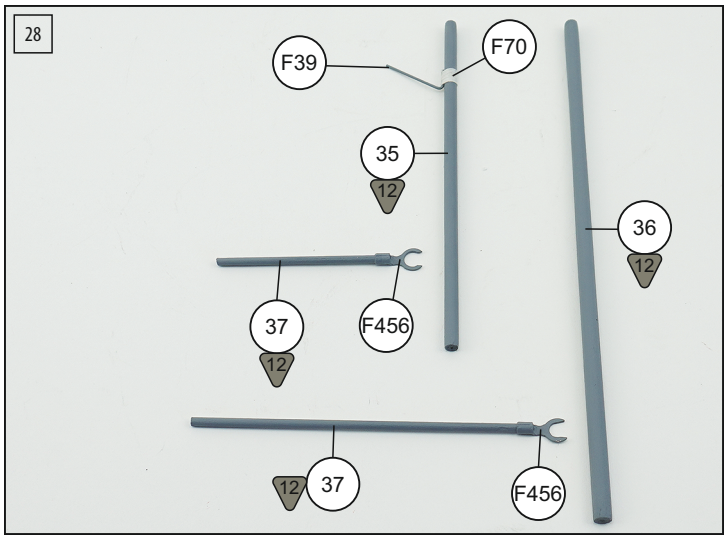
28
F39
F70
35
12
36
12
37
12
F456
12
37
F456

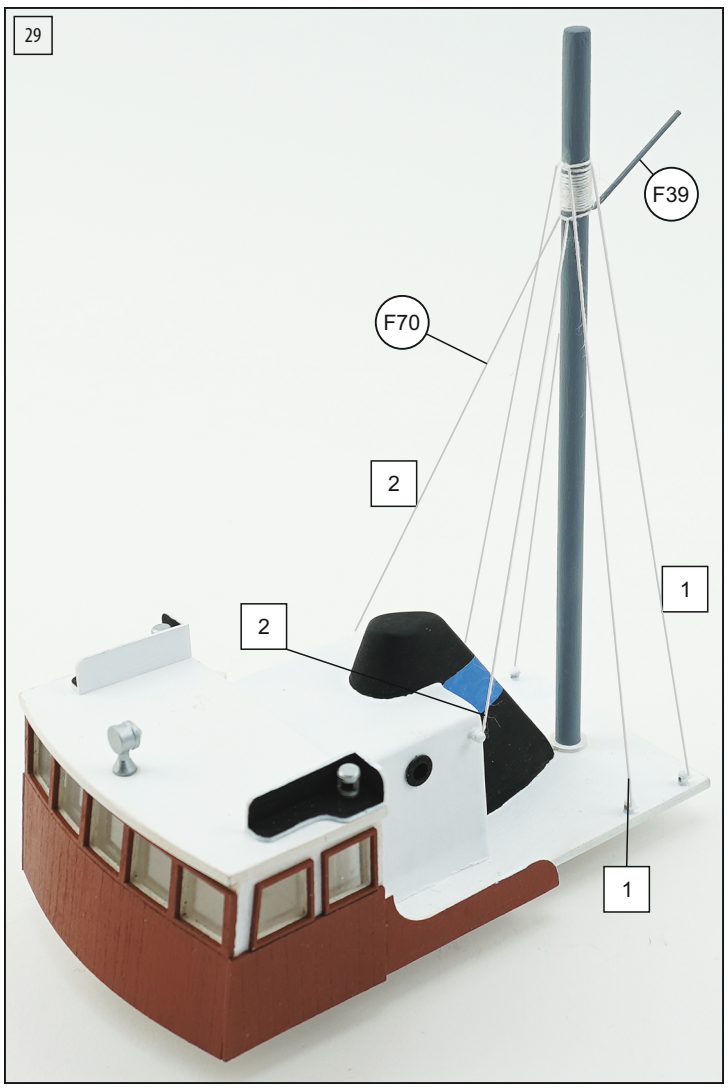
29
F39
F70
2
2
1
1

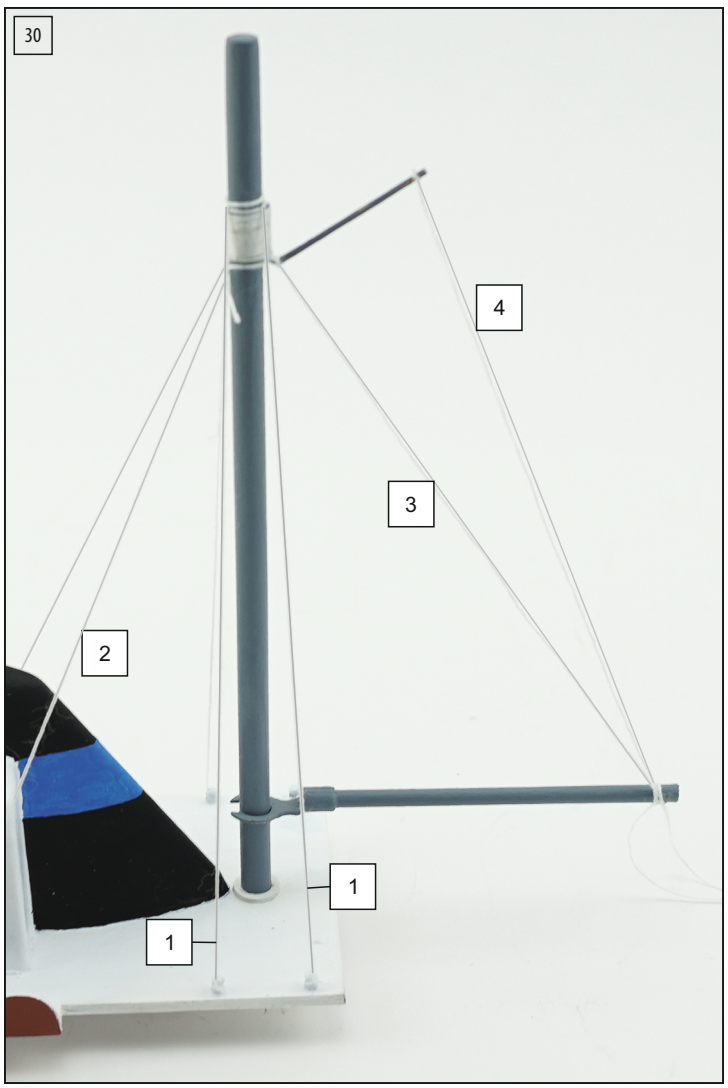
30
4
3
2
1
1

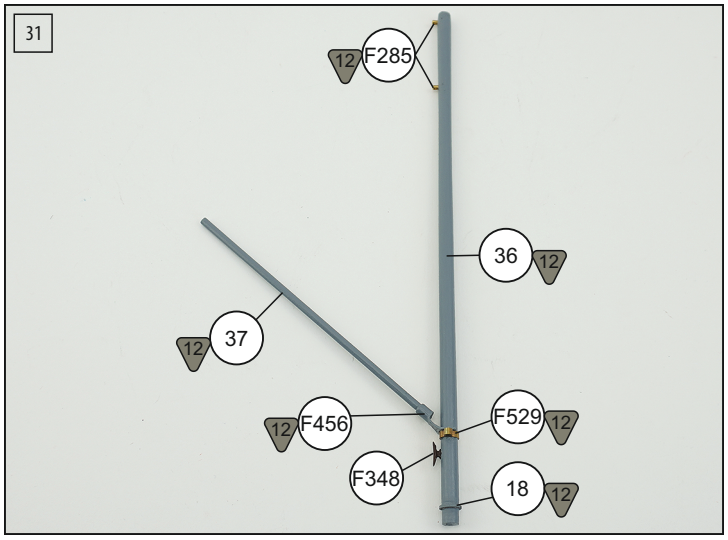
31
12
F285
36
12
12
37
12
F456
F529
12
F348
18
12

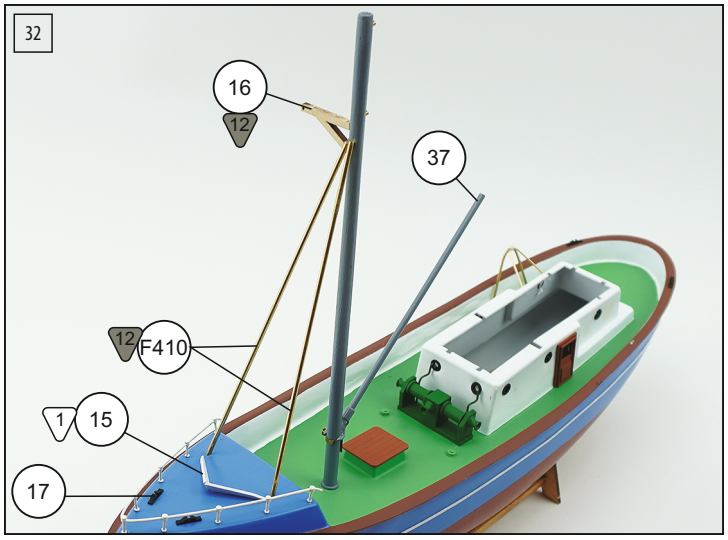
32
16
12
37
12
F410
1
15
17


33
5

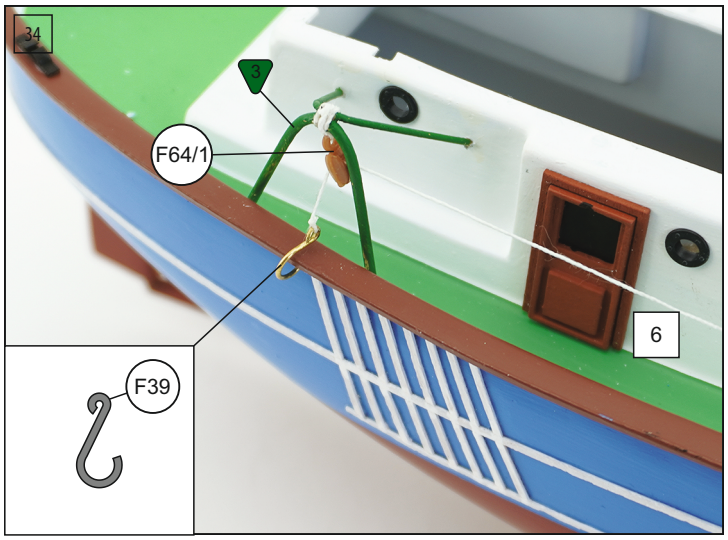
34
3
F64/1
6
F39


35
3
6
7

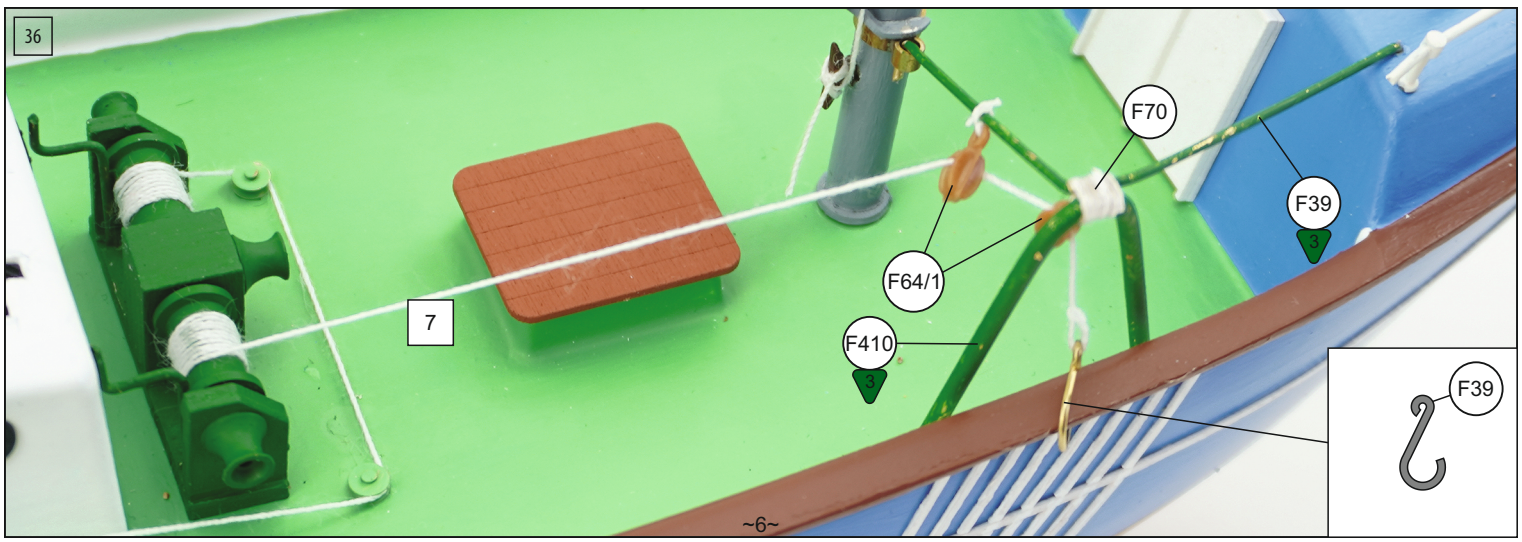
36
F70
F39
3
F64/1
7
F410
3
F39

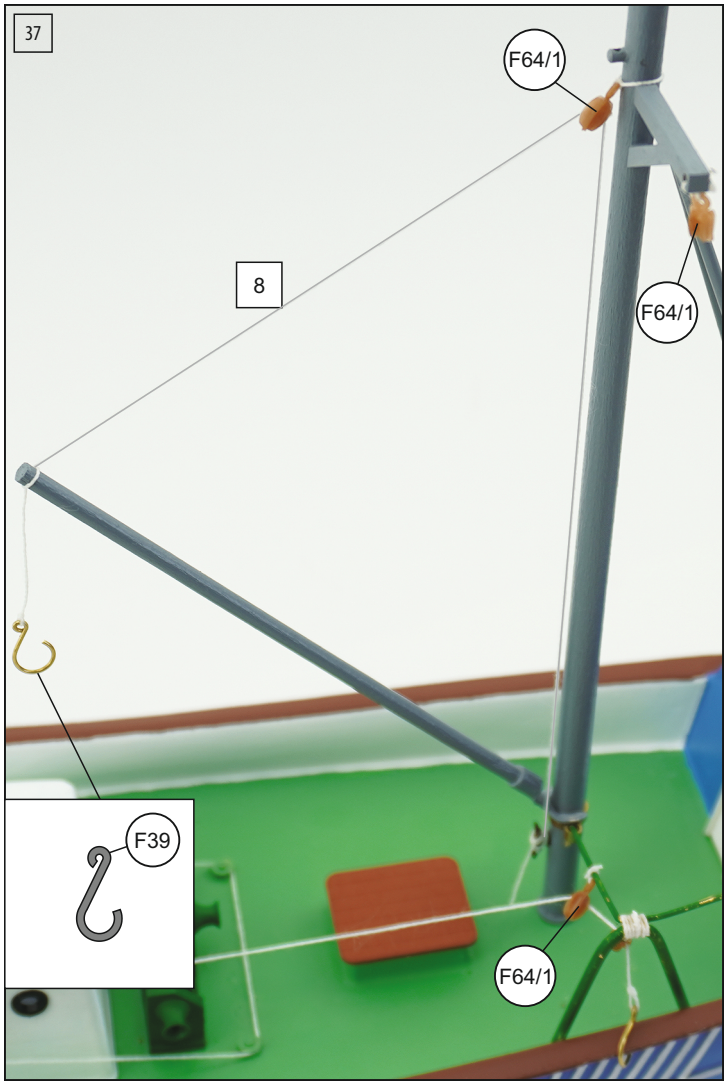
37
F64/1
8
F64/1
F39
F64/1

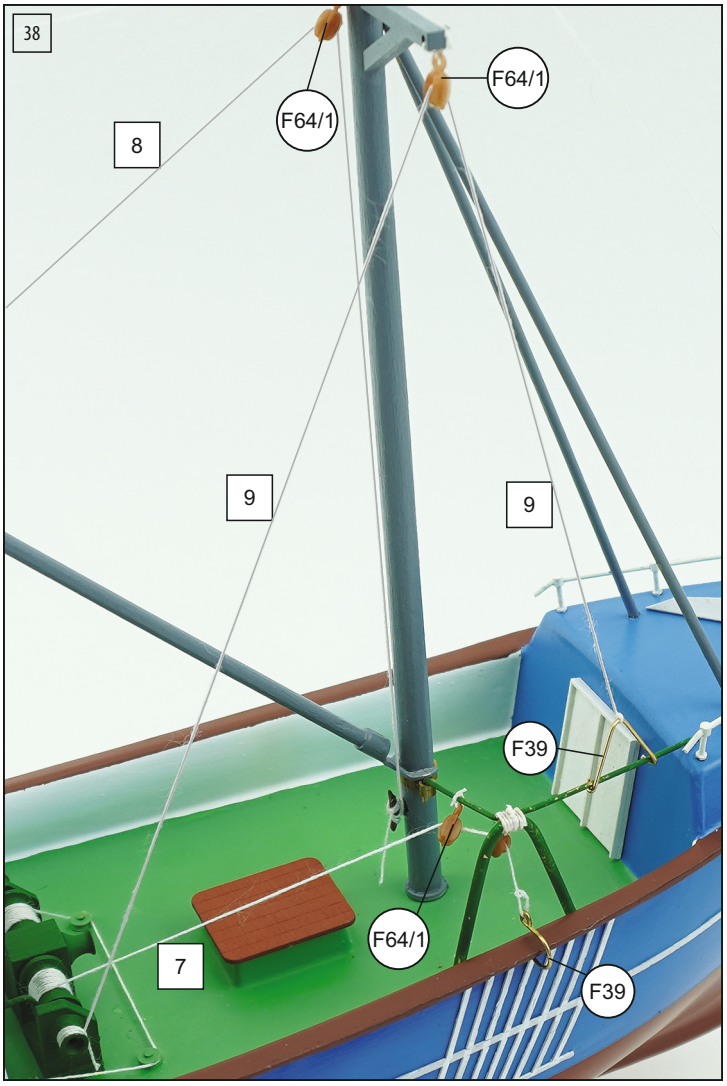
38
F64/1
F64/1
8
9
9
F39
F64/1
7
F39


39
F70
F70
F285
F39
11
10
12
14
4
3


40
F39
F39
11
12
10
F64/1
F64/1
F64/1
5
14
4
3
8
13
13
F39
4
3
7
6
J-502
F37
11
40


J·502
PROGRESS
40
40
40

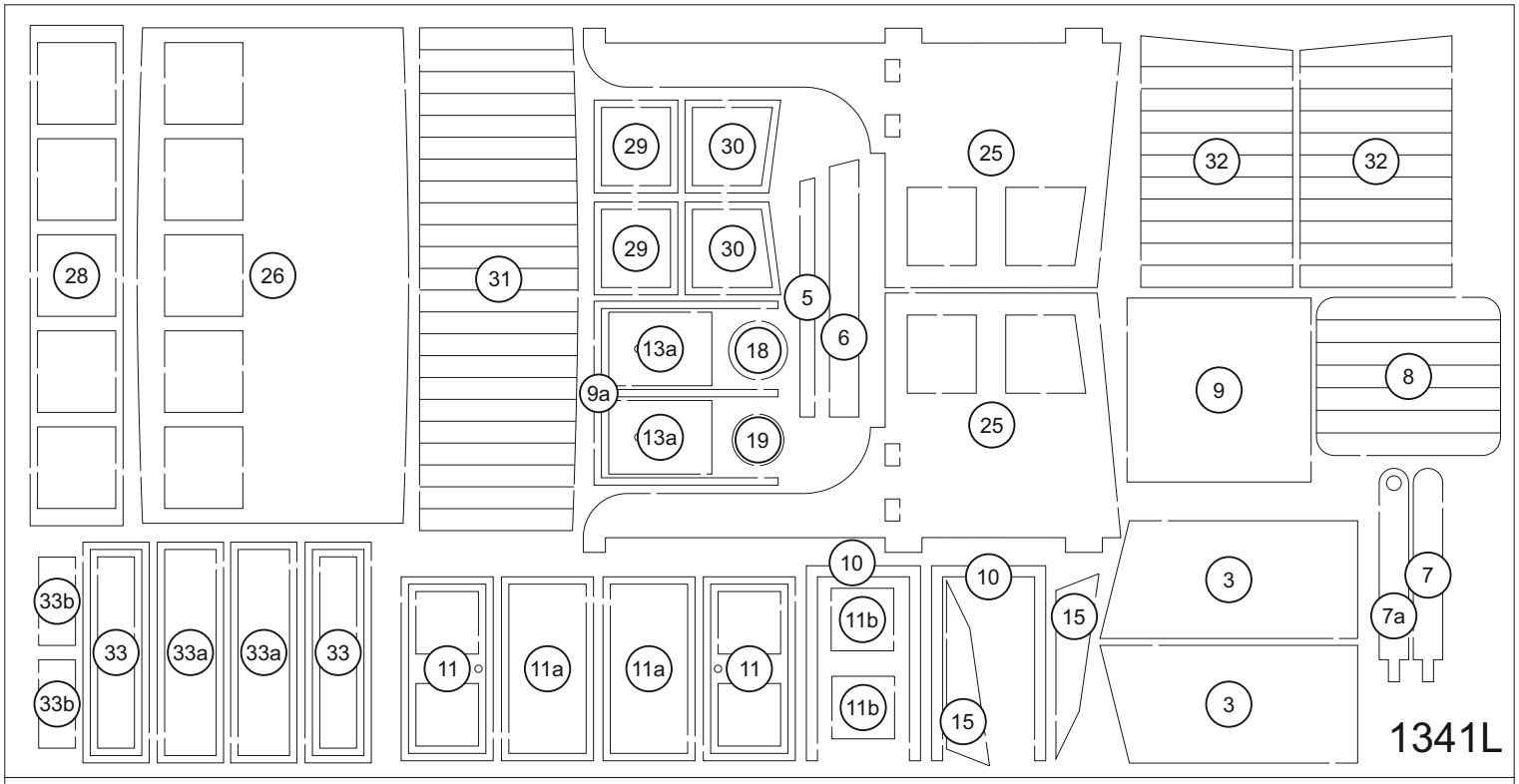
28
26
31
29
30
29
30
13a
18
9a
13a
19
5
6
25
25
32
32
9
8
33b
33
33a
33a
33
33b
11
11a
11a
11
10
11b
11b
10
15
15
3
3
7
7a
1341L

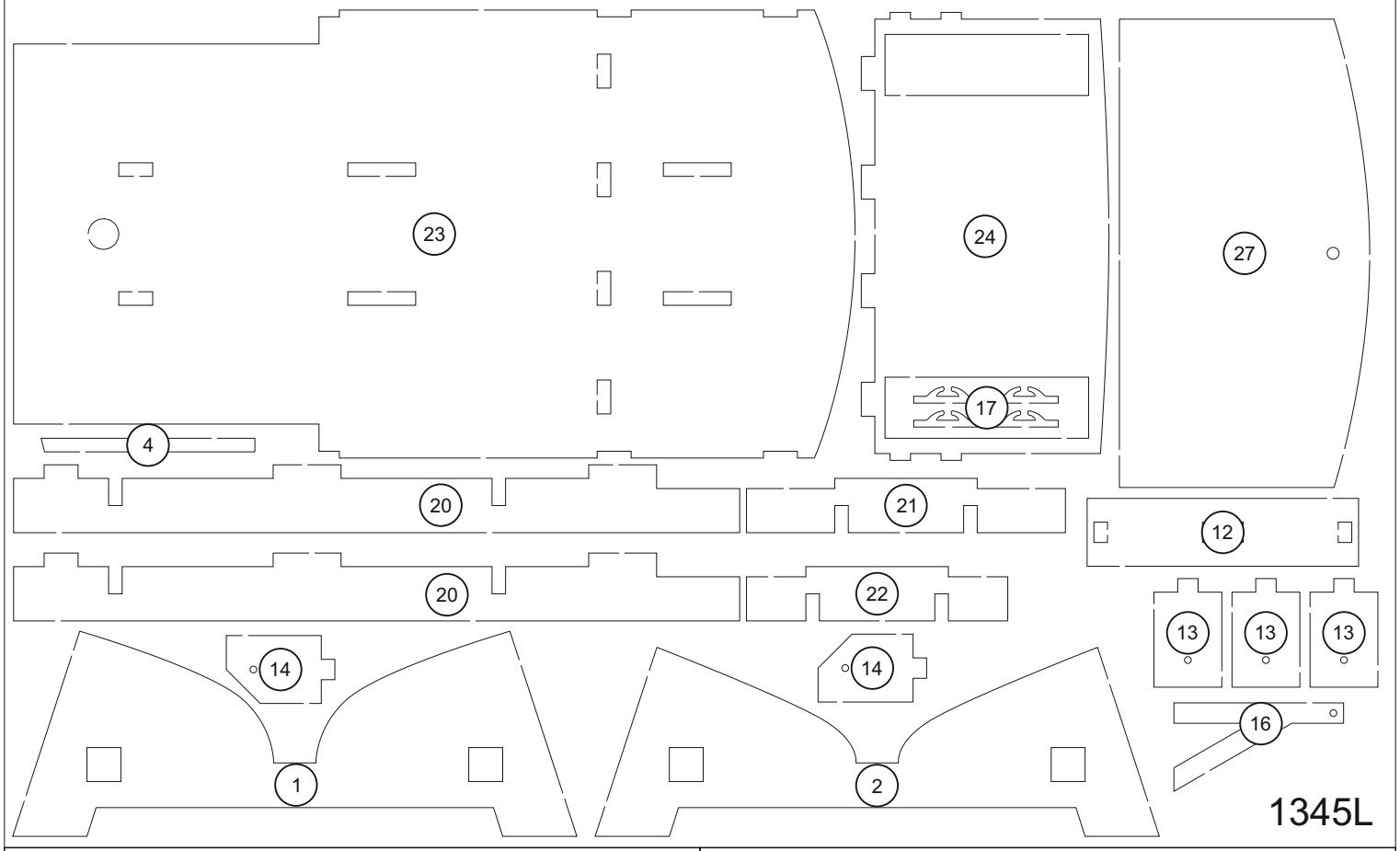
23
24
27
17
4
20
21
12
20
22
13
13
13
14
14
16
1
2
1345L

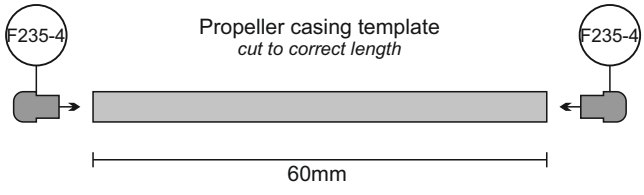
F235-4
Propeller casing template
cut to correct length
F235-4
60mm

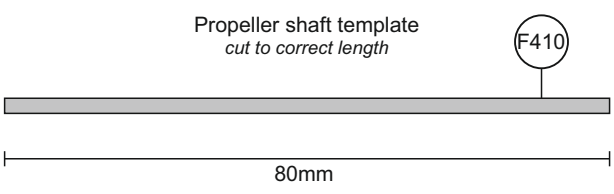
Propeller shaft template
cut to correct length
F410
80mm

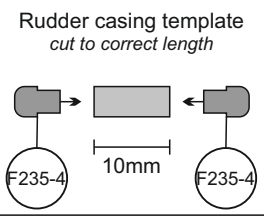
Rudder casing template
cut to correct length
F235-4
10mm
F235-4

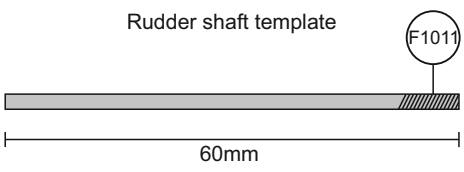
Rudder shaft template
F1011
60mm

Table of contents for PROGRESS Art. No. 240

Pcs.	No.	Dimension	Material	Found in	DK	GB	D	F	NL
1	1	2 mm x-veneér	1345L		Sokkel	Base	Sockel	Socle	Sokkel
1	2	2 mm x-veneér	1345L		Sokkel	Base	Sockel	Socle	Sokkel
2	3	1 mm x-veneér	1341L		Ror	Rudder	Ruder	Gouvernail	Roer
1	4	2 mm x-veneér	1345L		Ror	Rudder	Ruder	Gouvernail	Roer
1	5	1 mm x-veneér	1341L		Ror	Rudder	Ruder	Gouvernail	Roer
1	6	1 mm x-veneér	1341L		Ror	Rudder	Ruder	Gouvernail	Roer
2	7-7a	1 mm x-veneér	1341L		Ror	Rudder	Ruder	Gouvernail	Roer
1	8	1 mm x-veneér	1341L		Dæk	Deck	Deck	Pont	Dek
1	9	1 mm x-veneér	1341L		Dør	Door	Tür	Porte	Deur
1	9a	1 mm x-veneér	1341L		Dør	Door	Tür	Porte	Deur
2	10	1 mm x-veneér	1341L		Dør	Door	Tür	Porte	Deur
6	11-11b	1 mm x-veneér	1341L		Dør	Door	Tür	Porte	Deur
1	12	2 mm x-veneér	1345L		Kapstan	Capstan	Kapstan	Cabestan	Kaapstander
3	13	2 mm x-veneér	1345L		Kapstan	Capstan	Kapstan	Cabestan	Kaapstander
2	13a	1 mm x-veneér	1341L		Kapstan	Capstan	Kapstan	Cabestan	Kaapstander
2	14	2 mm x-veneér	1345L		Kapstan	Capstan	Kapstan	Cabestan	Kaapstander
2	15	1 mm x-veneér	1341L		Windshot	Windshot	Windschuss	Coup de vent	Windschot
1	16	2 mm x-veneér	1345L		Mast	Mast	Mast	Mât	Mast
4	17	2 mm x-veneér	1345L		Klampe	Cleat	Klampe	Taquet	Klamp
1	18	1 mm x-veneér	1341L		Mast	Mast	Mast	Mât	Mast
1	19	1 mm x-veneér	1341L		Mast	Mast	Mast	Mât	Mast
2	20	2 mm x-veneér	1345L		Sokkel	Base	Sockel	Socle	Sokkel
1	21	2 mm x-veneér	1345L		Sokkel	Base	Sockel	Socle	Sokkel
1	22	2 mm x-veneér	1345L		Sokkel	Base	Sockel	Socle	Sokkel
1	23	2 mm x-veneér	1345L		Dæk	Deck	Deck	Pont	Dek
1	24	2 mm x-veneér	1345L		Kahyt	Cabin	Kajüte	Cabine	Kajuit
2	25	1 mm x-veneér	1341L		Kahyt	Cabin	Kajüte	Cabine	Kajuit
1	26	1 mm x-veneér	1341L		Kahyt	Cabin	Kajüte	Cabine	Kajuit
1	27	2 mm x-veneér	1345L		Kahyt	Cabin	Kajüte	Cabine	Kajuit
1	28	1 mm x-veneér	1341L		Vindue	Window	Fenster	Fenêtre	Raam
2	29	1 mm x-veneér	1341L		Vindue	Window	Fenster	Fenêtre	Raam
2	30	1 mm x-veneér	1341L		Vindue	Window	Fenster	Fenêtre	Raam
1	31	1 mm x-veneér	1341L		Kahyt	Cabin	Kajüte	Cabine	Kajuit
2	32	1 mm x-veneér	1341L		Kahyt	Cabin	Kajüte	Cabine	Kajuit
6	33-33b	1 mm x-veneér	1341L		Dør	Door	Tür	Porte	Deur
1	34	5x5x200mm	Wood	TS	Lanternekasse	Board, sidelight	Laternenkasten	Planchette pour les feux de position	Lichtbakken

Table of contents for PROGRESS Art. No. 240

Pcs.	No.	Dimension	Material	Found in	DK	GB	D	F	NL
1	35	ø4x180mm	Wood	TS	Mast	Mast	Mast	Mât	Mast
1	36	ø5x240mm	Wood	TS	Mast	Mast	Mast	Mât	Mast
1	37	ø2x250mm	Wood	TS	Mast	Mast	Mast	Mât	Mast
6	38	0,7x1x275mm	Wood	TS	Klædning	Planking	Beplankung	Planches	Plank
1	39	50x120mm	Plastic	VEJ	Vindue	Window	Fenster	Fenêtre	Raam
1	40		Sticker	VEJ	Transfer	Transfer	Abziehbild	Decalcomanies	Transfer
1	41	ø6x60mm	Brass	TS	Propelaksel	Propeller shaft	Stevenrohr	Arbre porte hélice	Schroefas
1	P25		Plastic		Skrog	Hull	Rumpf	Coque	Romp
1	P27		Plastic		Dæk	Deck	Deck	Pont	Dek
1	P28		Plastic		Skorsten	Chimney	Schornstein	Cheminée	Schoorsteen
1				VEJ	Byggevejledning	Building instruction	Bauanleitung	Instruction de montage	Bouwbeschrijving
1				VEJ	Tegning	Drawing	Zeichnung	Plan	Tekening
2	F34	23mm	Plastic	FS	Lys	Light	Licht	Feux	Licht
1	F37	15mm	Plastic	FS	Anker	Anchor	Anker	Ancre	Anker
2	F39	ø1,0x250mm	Brass	TS	Messingtråd	Wire	Messingdraht	Fil de laiton	Messingdraad
1	F45	24,5mm	Plastic	FS	Skibsskrue	Propeller	Schiffsschraube	Hélice	Propeller
6	F64/1	5mm	Plastic	FS	Blokke	Block	Blöcke	Poulie	Blokken
10	F67	ø5mm	Plastic	FS	Koøje	Portlight	Bullauge	Hublot	Patrijspoort
1	F70	3m	Rope	VEJ	Ræb	Rope	Seil	Cordage	Touw
2	F100	ø4x5mm	Brass	FS	Lys	Light	Licht	Feux	Licht
1	F101	5mm	Brass	FS	Spotlight	Searchlight	Scheinwerf	Projecteur	Schijnwerper
3	F138	ø6x4,8mm	Brass	FS	Kapstan	Capstan	Kapstan	Cabestan	Kaapstander
1	F190	ø3,8mm	Brass	FS	Hawse -rør	Hawse pipe	Hawse Pipe	Tuyau d'écubier	Tros pijp
4	F235-4	ø4x6mm	Brass	FS	Bøsning	Bushing	Buchsen	Baque	Busje
9	F285	ø2x6mm	Brass	FS	Øjenbolt	Eyebolt	Ringschraube	Anneau à visser	Oogbout
2	F330	10mm	Brass	FS	Messingsøm	Brass brad	Messingnägel	Clou en laiton	Messingspijkertjes
9	F342	10mm	Brass	FS	Gelænderstøtte	Rail stanchion	Relingstütze	Chandelier	Railingpaal
1	F348	9mm	Plastic	FS	Klampe	Cleat	Klampe	Taquet	Klamp
2	F374	ø4mm	Brass	FS	Rulle	Reel	Spule	Bobine	Haspel
3	F410	ø2x250mm	Brass	TS	Messingtråd	Wire	Messingdraht	Fil de laiton	Messingdraad
2	F450	ø8x12mm	Brass	FS	Kapstan	Capstan	Kapstan	Cabestan	Kaapstander
2	F456	9x18mm	Metal	FS	Gaffel	Gaff	Gaffel	Corne	Gaffel
1	F529	ø6+ø3	Brass	FS	Mastefitting	Mast fitting	Mastanpassung	Garniture de mât	Mast fitting
9	F661	ø4mm	Brass	FS	Tandhjul	Gear wheel	Zahnrad	Roue dentée	Tandrad
1	F1011	ø2 + ø4mm	Brass	TS	Ror skaft	Rudder shaft	Ruderwelle	Arbre du gouvernail	Roeras

Table of contents for PROGRESS Art. No. 240

Pcs.	No.	Dimension	Material	Found in	E	I	P	PL
1	1	2 mm x-veneér	1345L		Base	Base	Base	Podstawa
1	2	2 mm x-veneér	1345L		Base	Base	Base	Podstawa
2	3	1 mm x-veneér	1341L		Timón	Timone	Leme	Ster
1	4	2 mm x-veneér	1345L		Timón	Timone	Leme	Ster
1	5	1 mm x-veneér	1341L		Timón	Timone	Leme	Ster
1	6	1 mm x-veneér	1341L		Timón	Timone	Leme	Ster
2	7-7a	1 mm x-veneér	1341L		Timón	Timone	Leme	Ster
1	8	1 mm x-veneér	1341L		Cubierta	Ponte	Convés	Pokład
1	9	1 mm x-veneér	1341L		Puerta	Porta	Porta	Drzwi
1	9a	1 mm x-veneér	1341L		Puerta	Porta	Porta	Drzwi
2	10	1 mm x-veneér	1341L		Puerta	Porta	Porta	Drzwi
6	11-11b	1 mm x-veneér	1341L		Puerta	Porta	Porta	Drzwi
1	12	2 mm x-veneér	1345L		Cabrestante	Argano	Cabrestante	Kabestan
3	13	2 mm x-veneér	1345L		Cabrestante	Argano	Cabrestante	Kabestan
2	13a	1 mm x-veneér	1341L		Cabrestante	Argano	Cabrestante	Kabestan
2	14	2 mm x-veneér	1345L		Cabrestante	Argano	Cabrestante	Kabestan
2	15	1 mm x-veneér	1341L		Disparo de viento	Colpo di vento	Tiro de vento	Wiatrołap
1	16	2 mm x-veneér	1345L		Palo	Albero	Mastro	Maszt
4	17	2 mm x-veneér	1345L		Cornamusas	Galloccia	Cunho	Knaga
1	18	1 mm x-veneér	1341L		Palo	Albero	Mastro	Maszt
1	19	1 mm x-veneér	1341L		Palo	Albero	Mastro	Maszt
2	20	2 mm x-veneér	1345L		Base	Base	Base	Podstawa
1	21	2 mm x-veneér	1345L		Base	Base	Base	Podstawa
1	22	2 mm x-veneér	1345L		Base	Base	Base	Podstawa
1	23	2 mm x-veneér	1345L		Cubierta	Ponte	Convés	Pokład
1	24	2 mm x-veneér	1345L		Camarote	Cabina	Cabine	Kabina
2	25	1 mm x-veneér	1341L		Camarote	Cabina	Cabine	Kabina
1	26	1 mm x-veneér	1341L		Camarote	Cabina	Cabine	Kabina
1	27	2 mm x-veneér	1345L		Camarote	Cabina	Cabine	Kabina
1	28	1 mm x-veneér	1341L		Ventana	Finestra	Janela	Okno
2	29	1 mm x-veneér	1341L		Ventana	Finestra	Janela	Okno
2	30	1 mm x-veneér	1341L		Ventana	Finestra	Janela	Okno
1	31	1 mm x-veneér	1341L		Camarote	Cabina	Cabine	Kabina
2	32	1 mm x-veneér	1341L		Camarote	Cabina	Cabine	Kabina
6	33-33b	1 mm x-veneér	1341L		Puerta	Porta	Porta	Drzwi
1	34	5x5x200mm	Wood	TS	Cajas para linternas	Cassa lanterna	Suporte da luz lateral	Światło boczne
1	35	ø4x180mm	Wood	TS	Palo	Albero	Mastro	Maszt
1	36	ø5x240mm	Wood	TS	Palo	Albero	Mastro	Maszt
1	37	ø2x250mm	Wood	TS	Palo	Albero	Mastro	Maszt
6	38	0,7x1x275mm	Wood	TS	Tablaje	Fasciame	Planing	Poszycie

Table of contents for PROGRESS Art. No. 240

Pcs.	No.	Dimension	Material	Found in	E	I	P	PL
1	39	50x120mm	Plastic	VEJ	Ventana	Finestra	Janela	Okno
1	40		Sticker	VEJ	Calcas	Decalcomania	Decalque	Kalkomania
1	41	ø6x60mm	Brass	TS	Je de hélice	Albero porta-elica	Eixo da hélice	Wał
1	P25		Plastic		Casco	Scafo	Casco	Kadłub
1	P27		Plastic		Cubierta	Ponte	Convés	Pokład
1	P28		Plastic		Chimenia	Ciminiera	Chaminé	Komin
1				VEJ	Instrucciones de montaje	Istruzioni di montaggio	lnstruções de montagem	Instrukcja budowy
1				VEJ	El dijubo	Disegno	Desenho	Rysunek główny
2	F34	23mm	Plastic	FS	Luz	Leggero	Luzes	Lampa
1	F37	15mm	Plastic	FS	Ancla	Ancora	Âncora	Kotwica
2	F39	ø1,0x250mm	Brass	TS	Hilo de latón	Brasswire	Fio de latão	Drut
1	F45	24,5mm	Plastic	FS	Hélice	Elica	Hélice	Śruba
6	F64/1	5mm	Plastic	FS	Bloques	Bitta	Blocos	Blok
10	F67	ø5mm	Plastic	FS	Portilla	Oblò	Luz de bombordo	Iluminator
1	F70	3m	Rope	VEJ	Soga	Corda	Corda	Lina
2	F100	ø4x5mm	Brass	FS	Luz	Leggero	Luzes	Lampa
1	F101	5mm	Brass	FS	Reflector	Proiettore	Holofote	Lampa
3	F138	ø6x4,8mm	Brass	FS	Cabrestante	Argano	Cabrestante	Kabestan
1	F190	ø3,8mm	Brass	FS	Tubería de halcón	Pipe di Hawse	Hawse Pipe	Kluza
4	F235-4	ø4x6mm	Brass	FS	Casquillo	Boccola	Casquilho	Tuleja
9	F285	ø2x6mm	Brass	FS	Cáncamo	Occhio	Olhal	Śruba oczkowa
2	F330	10mm	Brass	FS	Clavos de latón	Chiodo in ottone	Pregos de latão	Gwóźdź
9	F342	10mm	Brass	FS	Soporte de pasamanos	Supporti per corrimano	Poste de trilho	Słupek
1	F348	9mm	Plastic	FS	Cornamusas	Galloccia	Cunho	Knaga
2	F374	ø4mm	Brass	FS	Carrete	Bobina	Carretel do guincho	Rolka
3	F410	ø2x250mm	Brass	TS	Hilo de latón	Filo in ottone	Fio de latão	Drut
2	F450	ø8x12mm	Brass	FS	Cabrestante	Argano	Cabrestante	Kabestan
2	F456	9x18mm	Metal	FS	Pico de cangrejo	Raffia	Carangueja	Gafel
1	F529	ø6+ø3	Brass	FS	Accesorio de mástil	Mast Fitting	Mastro de mast	Okucie masztu
9	F661	ø4mm	Brass	FS	Rueda dentada	Ruota dentata	Roda de engrenagem	Koło zębate
1	F1011	ø2 + ø4mm	Brass	TS	Eje del timón	Albero di timone	Eixo do leme	Wał

Cut out Template
(Photo Manual, Picture 2)

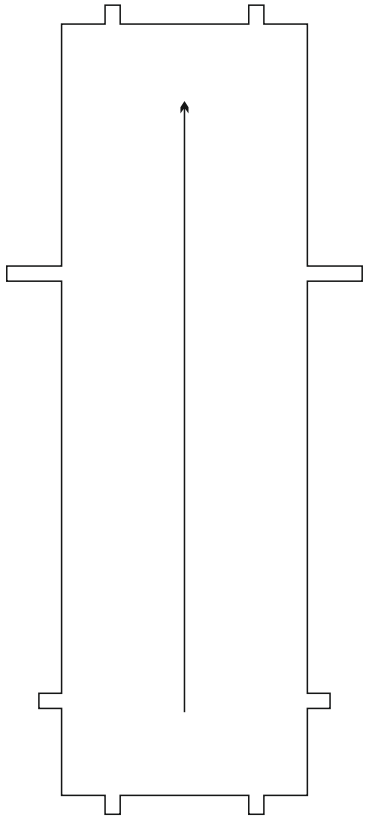



Billing Boats

www.billingboats.com

service@billingboats.dk

This model is Copyright protected.
All Copyrights to this version of the Progress belong to Billing Boats Denmark Aps.

Billing Boats Denmark Aps
Jegindøvej 21
DK-8800 Viborg
Denmark